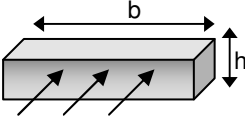
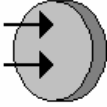
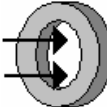
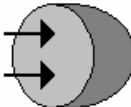
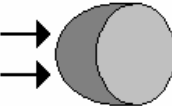
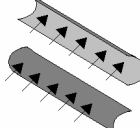


Coeficiente de Arrastre

Coeficientes de Arrastre para Cuerpos Seleccionados ($Re \geq 1000$)

| Cuerpo | Diagrama | $C_D (Re \geq 10^3)$ |
|--|--|---|
| Prisma Rectangular |  | $b/h = \infty \rightarrow 2.05$ $b/h = 1 \rightarrow 1.05$ |
| Disco |  | 1.17 |
| Anillo |  | 1.20 |
| Hemisferio (Abierto Oponiéndose al Flujo) |  | 1.42 |
| Hemisferio (Abierto en la Dirección del Flujo) |  | 0.38 |
| Sección en Forma de C (Abierta) |  | 2.30 1.20 |

Coeficientes de Arrastre para Esfera y Cilindro Lisos en Función del Número de Reynolds

